

# arachnipod

total edge management system



 **FERNO**  
Australia

When it's critical

the world's most  
**versatile**  
modular total edge  
management system



The Arachnipod is an innovative design that captures multi-functional capabilities. Simplicity and robust engineering provide the world's most versatile modular total edge management system (TEMS)

Ferno are dedicated to design and innovation and as such recognised the need for one height safety edge management device that could easily adjust into multiple configurations, providing users with a safe, cost effective total edge management system.

The new innovative Arachnipod is based around the concept of an industrial tripod however this product is much more than just a tripod.

Components can be added or removed as required so that the Arachnipod complements existing structural or natural features.

The unique design of the patent-pending modular head means the Arachnipod can be constructed into many different configurations including a gin pole/ monopole, bipod, tripod, quadpod, bridge system and handrail recovery monopole. Further to this for heavy loads an infinite number of additional legs can be fitted to increase the safe working load (SWL).

**Its versatility makes it an ideal system for workers in industries such as:**

- Rescue and emergency services
- Construction

- Military
- Utility services such as water power and telecommunications
- Mining
- Film industry
- Maintenance personnel

The Arachnipod has been drop test rated for a 280 kg rescue load. It has a tested head that has the capability of holding a high directional load as well as a belay system. The recommended rescue belay as tested with a 280 kg rescue load is the Traverse 540 ° Belay Device.

Ferno advocates that all lowering and hauling systems should be backed up by a belay or secondary system.

Configuration	Leg setting	SWL		SWL
		external anchor point	external anchor point	
		kg	lbs	kg
Gin Pole at 2050 mm extension	F-6	280	617	N/A
Gin Pole at 3050 mm full extension	A1	150	330	N/A
A-Frame	A-1	280	617	220
Offset A-Frame	B-2	340	749	220
A-Frame with lazy leg	C-3	400	881	220
Tripod	A-1	400	881	220
Handrail Recovery Monopole	A-1	280	617	220
Bridge beam 2000 mm span	A1	280	617	220
Bridge beam 3000 mm span	A1	230	507	220
Bridge beam 4000 mm span	A1	175	385	220


**How It Works**

The Arachnipod in its basic form is a tripod. It consists of three telescoping legs, each pivotally connected to an anodised head.

The head is produced from aluminium extrusion with cutouts down each side. These cutouts allow two or more heads to connect together with a Qik-link pin, similar to a hinge, which allow quick and simple addition or removal of legs or bridge to create different configurations.

Each head has a D-shackle for guying to stabilise it. The optional pulley leg has an in-built pulley, mounted on two stainless steel roller bearings.

The pulley is stainless steel and has two grooves - one to take up to 13 mm rope and the other to take up to 8 mm wire cable. Stainless steel detent pins prevent the rope or wire from coming out of the grooves.



## Configurations



Gin Pole

The gin pole or monopole is ideal for use where there is not enough room (such as confined spaces) for an A-frame or tripod. The lazy leg converts to a gin pole by attaching the gin head to the leg assembly.

The gin pole is also used as a separate component of a complex high directional system or an additional attachment point in a high line system. The lazy leg and gin head come standard with the Rescue Plus and TEMS Kits or can be purchased separately.



Handrail Recovery Monopole

A practice for raising a person or rescue stretcher over an edge is to use the handrail as the artificial high directional. The handrail may not be designed to take the load and it also adds a lot of friction to the haul.

By using the pulley leg, a simple system can be easily set up to be able to retrieve a rescue stretcher or person, over an edge and through the lower handrail gap. This effectively transfers the load through the leg sharing the load with the handrail. It is essential to assess the load bearing capacity of the handrail prior to using this method.



A-Frame

A conventional or off set A-frame can be easily constructed by removing one of the tripod legs. The A-frame can be used in situations where a high directional is required for high lines, or in confined spaces where the area is not big enough to accommodate conventional systems such as the tripod.



Sideways A-frame Using Pulley Head


This configuration is ideal for situations which require a high-directional, protruding past an edge such as cliffs, high-rise buildings and bridges. Using one standard head and one pulley head introduces an in-built high directional pulley for ease of use during rescue operations.

An optional rigging plate should be used to provide additional tie-off points for stabilising the frame.



A-frame with Lazy Leg and Reverse Head


By using the lazy leg, the quad plate and the reverse head, an A-frame can be braced against a solid object. The reverse head has a 16 mm (5/8 in) stainless steel D-shackle to attach live loads which position the load directly in the centre of the legs. The lazy leg can also act as a compression member during use. The lazy leg can be doubled up as a gin pole with the correct attachments.



**Tripod**

The tripod is a self-supporting device providing quick and easy access to confined space entry points such as manholes and voids. This system can also be used as a high directional frame.

A unique feature of the Arachnipod is that it 'flat packs' for convenient storage, yet is quick and easy to set up. The system can be used with either a winch retrieval system or a mechanical advantage system or both.



**Tripod as High Directional System**

This system can also be used as a high directional frame to support remote mechanical advantage hauling systems. Tripod heads should be guyed with the D-shackles to remote anchor points for additional stabilisation.



**Quadpod System**

The Quadpod allows greater versatility and stability of the system when using round larger entry areas of confined spaces. These include small trenched areas, convex surfaces and larger circular openings where a conventional tripod will not facilitate the application. When setting up the system, a quad plate is to be used for forming the head shape.



**Bridge System**

This is a feature unique to the Arachnipod. The bridge is used for spanning larger openings or voids where a regular tripod, A-frame or quadpod would not be able to, such as trenches, large holes, mines and lift shafts.

It comes as a complete item with trolley, trolley guide rope and heads ready to attach two legs on each end. There is also a tie bar on one end for use with an English Reeve system. However, a remote brake mechanical advantage system can also be attached directly to the trolley.

Standard lengths are 2 m (6 ft 7 in), 3 m (9 ft 10 in) and 4 m (13 ft 1 in). The bridge is available separately. If you have a standard tripod an additional leg should be purchased to accommodate the bridge system or if you purchase a TEMS Kit the additional leg comes standard.

## Arachnipod Kits

The modular design of the Arachnipod offers customers with limited budgets an economical option to purchase a basic unit and upgrade components at a later date to make a more advanced system. Minimal space is needed to store an Arachnipod as it flat packs for simple and convenient storage. There are five kits available for purchase ranging from the basic tripod through to a total edge management system (TEMS). The table below will help you decide which kit is best for you.



Flat packs for simple storage

Product Contents	Arachnipod Kits				
	Arachnipod Industrial	Industrial Plus	Arachnipod Rescue	Rescue Plus	Arachnipod TEMS
Basic tripod (without pulley)	1				
Tripod (with pulley head)		1	1	1	1
Foot rope & rope grab	1	1	1	1	2
Arachnipod bag			1	1	1
Rigging plate			1		
Spike feet			3		
Lazy leg kit inc. Reverse head & bag				1	1
Full accessory kit (details below)				1	1
Additional leg					1
2 m Arachnipod bridge kit with bag*					1

\* Bridge Kit also available in 3 m or 4 m lengths.



Industrial Plus with optional bag



Bridge kit



Lazy leg kit



Accessory kit

Full accessory kit contents	Qty
Accessory bag	1
Spike feet	4
Gin head	1
Soft ground shoes	4
Hold down stakes	4
M12 Tru-bolts	8
M12 masonry drill bit	2
Spare Qik-link head pins	2
Spare detent pins	2
Spare leg pin with detent pin	1
Steps	2
Equipment bracket	1
Rigging plate	1
Quad plate	1

### Optional extras

3 m bridge kit
4 m bridge kit
Bridge kit s-steel upgrade kit
Additional standard leg
Additional pulley leg
Gin head
Lazy leg extension kit
10 m winch and mount (6 mm cable)
20 m winch and mount (6 mm cable)

## Accessories



Gin head



Reverse head



Rigging plate



Quad plate

### Feet

Standard feet are supplied on all Arachnipods and are secured with stainless steel detent pins for easy removal to switch foot style. Standard feet are formed aluminium profiles with an integrally moulded soft polyurethane tread for grip. The sides of the feet have holes for attaching tether lines to tie the legs together or to anchor points. The base

of each foot has holes to secure the system into the ground. The accessory kit contains Tru-bolts to secure the feet into hard ground such as concrete or hold-down stakes to fasten them into soft ground. By removing the foot detent pin, the standard foot can be removed revealing the adapter socket which accepts the optional spike feet.

Spike feet can be used alone for terrain such as cliff tops and rocky ground, or with the soft ground discs when using sand or supple ground. The soft ground discs clip over the spike foot, allowing the spike to dig in the ground, but the large surface area of the disc prevents the whole leg from sinking into the ground.



Standard foot



Hold-down stake



Spike foot



Soft ground shoe



Lazy Leg



Winch System

### Alpha-numeric Labels

Getting the legs of your Arachnipod at the same height is simple as each leg has an alpha-numeric label on the groove of the leg. All you need to do is adjust each leg to the same number or letter combination.

### Step

Steps are used to access the head when the legs are extended, to allow operators to untangle ropes or attach additional hardware such as karabiners, pulleys and rope. This prevents the need to lower the height of the system.



### Equipment Bracket

The equipment bracket can be used for rope descenders, belay devices, hauling systems and for tying off rope.



Emergency  
Rescue  
Height Safety  
Rock Climbing  
Home Care  
Mortuary

## Arachnipod Global Distributors

### Italy

Climbing Technology a division of Aludesign S.p.a.  
Via Torchio, 22  
24034 - Cisano Bergamasco  
Bergamo - Italy

**p** +39 035 43 81 114  
**f** +39 035 78 36 11  
**e** commerciale@aludesign.it

[www.climbingtechnology.it](http://www.climbingtechnology.it)

### Finland, Ireland, Israel, Norway, Sweden, UK

International Safety Components Ltd  
Unit 1, Plot 2,  
Llandygai Industrial Estate  
Bangor, Gwynedd,  
United Kingdom  
LL57 4YH

**p** +44 (0) 1248 363 110  
**f** +44 (0) 1248 372 348  
**e** sales@iscwales.com

[www.iscwales.com](http://www.iscwales.com)

### France

Sarl Climbing Technology – France  
Parc des Erables – 6, Rue des Artisans  
74100 Vétraz Monthoux

**p** +33 (0) 4 50493741  
**m** +33 (0) 6 81334060  
**e** climbingtechnology@orange.fr

[www.climbingtechnology.com](http://www.climbingtechnology.com)

### United States

Rescue Technology  
251 Beulah Church Road  
Carrollton, GA 30117  
Toll Free 800-334-3368

**p** + 770-832-9694  
**f** + 770-832-1676  
**e** info@rescuetechn1.com

[www.rescuetechn1.com](http://www.rescuetechn1.com)

### Austria, Belgium, Denmark, Germany, Hungary, Luxembourg, Netherlands, Spain, Switzerland

Skylotec GmbH  
Im Bruch 11 - 15  
56567 Neuwied, Germany

**p** +49 (0)2631 9680 0  
**f** +49 (0)2631 9680 80  
**e** info@skylotec.de

[www.skylotec.de](http://www.skylotec.de)

### Canada

Traverse Rescue  
755 The Queensway East, Unit 8  
Mississauga, ON  
Canada L4Y 4C5

**p** + 905 279 7866  
**Toll Free (US & Canada )** 1 866 998 7866  
**f** + 905 615 1367  
**e** info@traverserescue.com

[www.traverserescue.com](http://www.traverserescue.com)

### Ferno Australia

Head Office  
11 Johnstone Road  
Brendale Qld 4500  
Australia

**Call toll free**  
**1800 804 647**

**p** +61 7 3881 4999  
**f** +61 7 3881 1125

VIC  
18 Damosh Avenue  
Carrum Downs VIC 3201  
**p** +61 3 9775 1260  
**f** +61 3 9775 1360

WA  
22 Casella Place  
Kewdale WA 6105  
**p** +61 8 9353 2300  
**f** +61 8 9353 1169

[www.ferno.com.au](http://www.ferno.com.au)